



Impact Measures I: Components R 4.1

Completers' Impact on P-12 Student Learning

ALABAMA A&M UNIVERSITY

Performance on Required Content Knowledge and Pedagogy:

Class A: (Graduate) Elementary Education Multiple Subjects:

Pass Rate After First Attempt

MATHEMATICS:

88%

SCIENCE:

56%

SOCIAL STUDIES:

67%

Class B: (Undergraduate) Elementary Education

Pass Rate After First Attempt

TEACHING AND READING:

67%

ELEMENTARY EDUCATION:

100%



Impact Measures II:

Satisfaction of Employers and Stakeholder Involvement:



ALABAMA A&M UNIVERSITY

This measure focuses on the level of satisfaction employers and other stakeholders have with Alabama A&M program completers

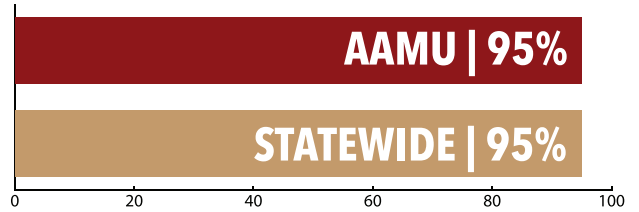
Response to the First- & Third-Year Teacher Survey created by the Alabama Association of Colleges for Teacher Education

Alabama A&M University - Teacher Responses and Statewide Responses


AAMU N=40 Statewide N=1,507

Highlights

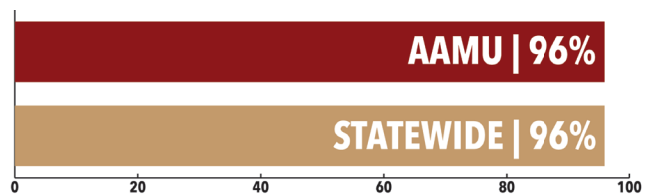
Ability to plan instruction by collaborating with Colleagues: Planning:




Communicate with parents, students, and the public Communication:



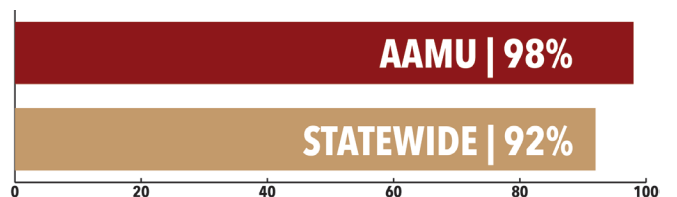
Engaged in Continuous Professional Learning Continuous Professional Development:




Integrates Alabama-wide programs and initiatives into the curriculum:



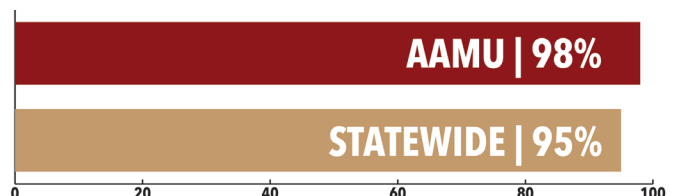
Manage the learning environment to engage learners actively



Seek appropriate leadership roles and opportunities



Understand the central concepts, inquiry tools, and discipline structures.





Impact Measure II: Internal and External Stakeholders


Employer Satisfaction and Student Perceptions of their Preparations



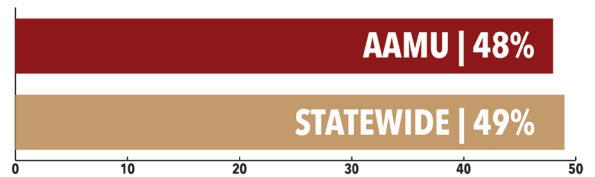
ALABAMA A&M UNIVERSITY

AAMU Employers Surveyed N=17 and Statewide Employers surveyed N=804 (ALSDE)


**Ability to plan instruction by collaborating with Colleagues:
Planning: Effective Teacher/Teacher Leader
AAMU's Employers are 62% and Statewide 63%**



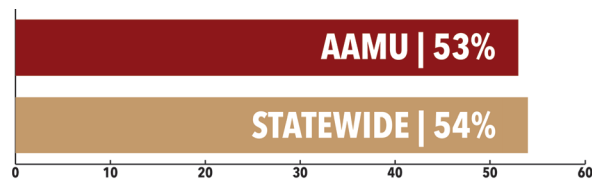
**Communicate with Parents, Students, and the Public
Communication:
Effective Teacher/Teacher Leader
Employers AAMU 48% and Statewide 49%**



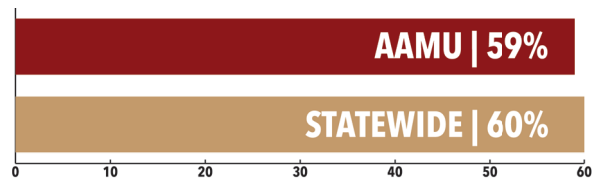
**Engaged in Continuous Professional Learning
Continuous Professional Development:
Effective Teacher/Teacher Leader
Employers AAMU 65% and Statewide 66%**



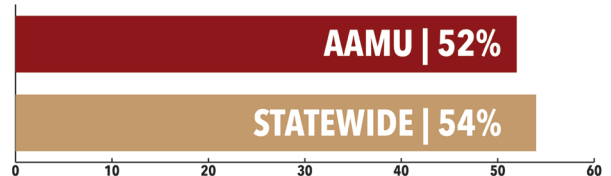
**Integrates Alabama-wide programs and initiatives into the curriculum:
Curriculum Development-
Effective Teacher/Teacher Leader
Employers AAMU 53% and Statewide 54%**



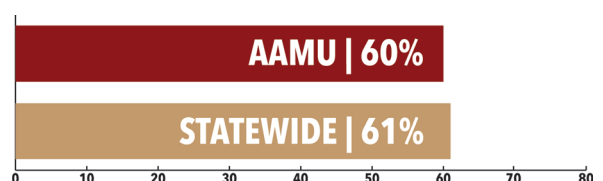
**Manage the learning environment to engage learners actively
Managing the Learning Environment
Employers AAMU 59% Statewide 60%**



**Seek appropriate leadership roles and opportunities
Employers AAMU 52% Statewide 54%**



**Understand the central concepts, inquiry tools, and discipline structures.
Employers AAMU 60% Statewide 61%**





Impact Measure III

Candidates' Competency at Program Completion



ALABAMA A&M UNIVERSITY

Total Number of Certificates Earned in 2023-2024

Completers:

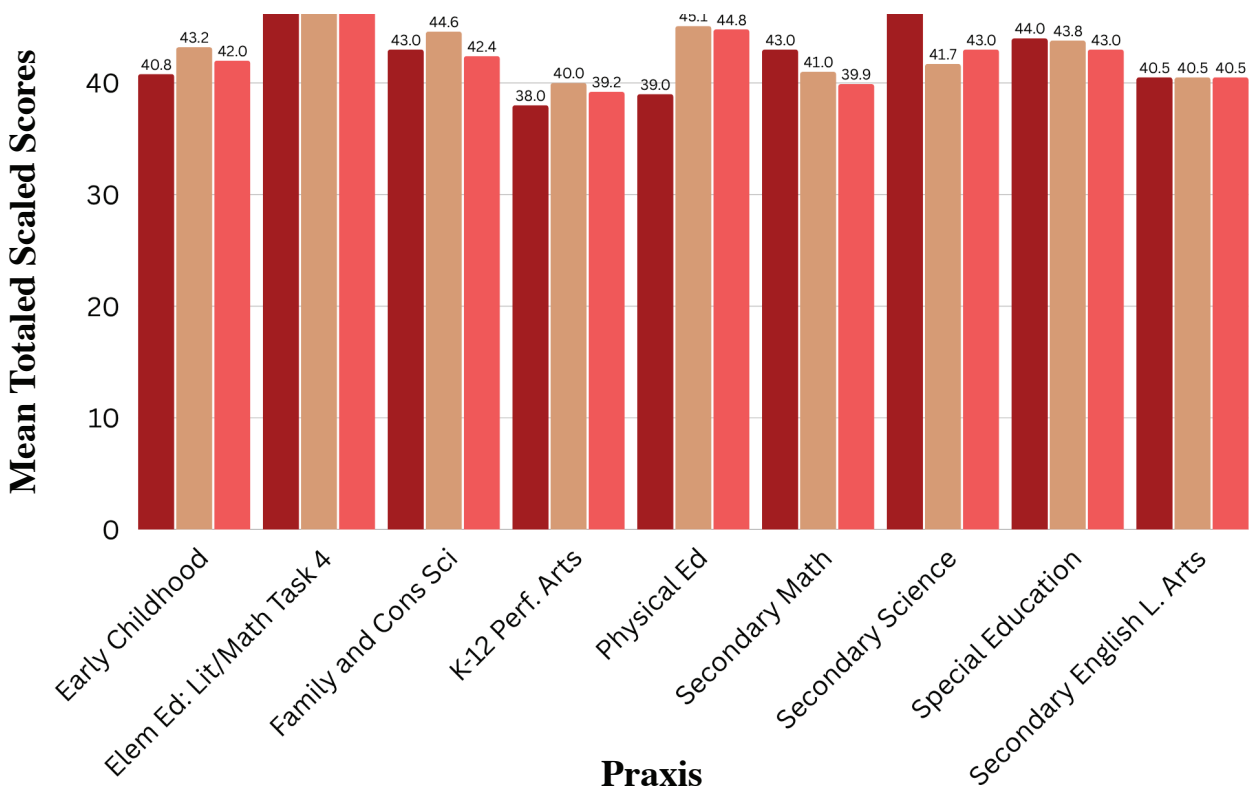
Total Certificates: 23

Class A certificates earned: 4 (Graduate Certificates)

Class B Certificates Earned: 19 (Undergraduate Certificates)

Impact Measure III evaluates the competence of candidates at the time they complete the program, ensuring they have met the requirements and are ready for licensure and entry into the education field.

Mean Total Scaled Scores for AAMU, State, and National



Praxis Test	Mean Total Scaled Score	Mean Total Scaled Score State	Mean Total Scaled Score National
Early Childhood	40.8	43.2	42
Elem Ed: Lit/Math Task 4	50.1	52.7	52
Family and Cons Sci	43	44.6	42.4
K-12 Perf. Arts	38	40	39.2
Physical Ed	39	45.1	44.8
Secondary Math	43	41	39.9
Secondary Science	48	41.7	43
Special Education	44	43.8	43
Secondary English L. Arts	40.5	40.5	40.5

Source: Alabama State Department of Education



Impact Measure IV

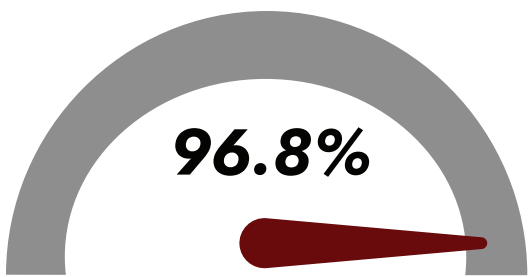
Ability of Completers to be Hired in Education Positions



ALABAMA A&M UNIVERSITY

Impact Measure 4 evaluates the ability of completers to be hired in Education Positions: This measure tracks the success of program completers in securing employment in education positions for which they have been prepared and licensed.

To answer Measure four, Alabama A & M University contacted employers and teachers who had graduated one year out and three years out.



Alabama A & M Completers are finding jobs in the field at a 96.8% rate.

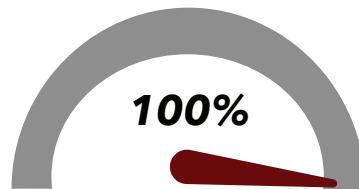
Alabama A & M Completers are finding jobs in the field at a 96.8% rate. 31 of the 32 (96.8%) are employed in the field from which they were prepared. One said she planned to enroll in a doctoral program this fall.

Nine (9) graduates and three (3) employers responded.

Overall satisfaction with the preparation of teachers from AAMU, hired for their assigned responsibilities in working with P-12 students.

AAMU graduate's training, how well prepared was he/she in his/her program of study? The teacher was prepared to use technology to enhance student learning.

100% of the employers rated the teachers' training, technology, and communication skills as prepared or well prepared.



The teacher was prepared to modify instruction for non-English language learners.

The teacher was prepared to modify instruction for gifted and high-achieving learners.

66% said that they were prepared or well prepared to modify their instruction for non-English language and gifted/high-achieving learners.

100% of the employers rated the teachers as well prepared to manage the classroom, handle student engagements, and manage discipline issues.

