

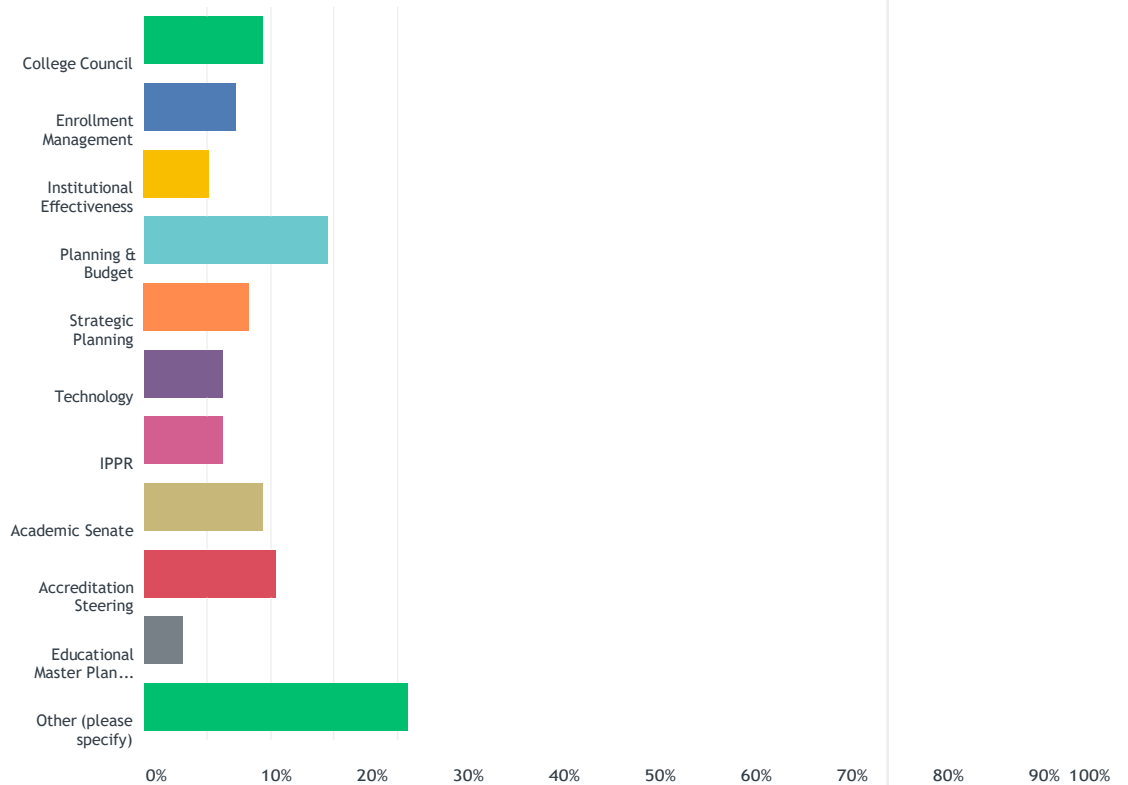
2019 Planning and Decision-Making Process Assessment

All Pages —

Q1

Please select each committee in which you are a member.

Answered: 48 Skipped: 12

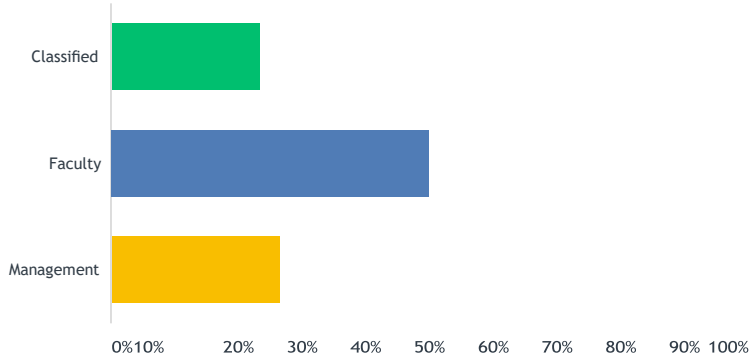


ANSWER CHOICES	RESPONSES
College Council	18.75% 9
Enrollment Management	14.58% 7
Institutional Effectiveness	10.42% 5
Planning & Budget	29.17% 14
Strategic Planning	16.67% 8
Technology	12.50% 6
IPPR	12.50% 6
Academic Senate	18.75% 9
Accreditation Steering	20.83% 10
Educational Master Plan Ad Hoc Committee	6.25% 3

Q2

Please select your employee group.

Answered: 60 Skipped: 0

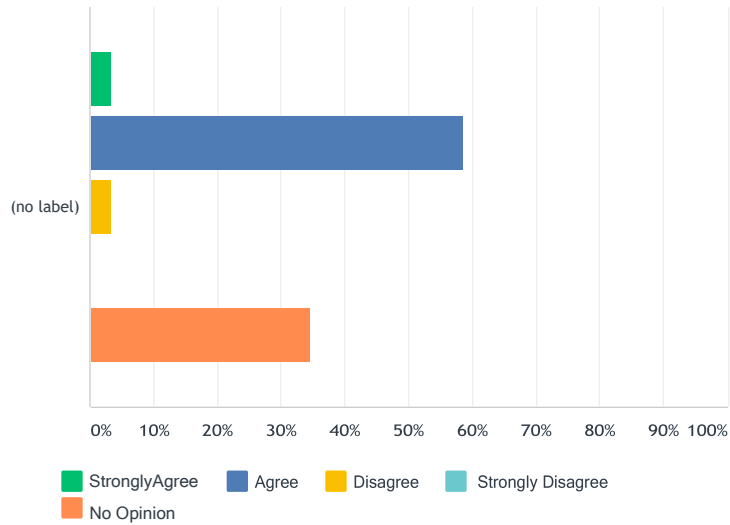


	RESPONSES	
Classified	23.33%	14
Faculty	50.00%	30
Management	26.67%	16
TOTAL		60

Q3

The timeline for developing the Strategic Plan 2017-2020 was adequate.

Answered: 58 Skipped: 2

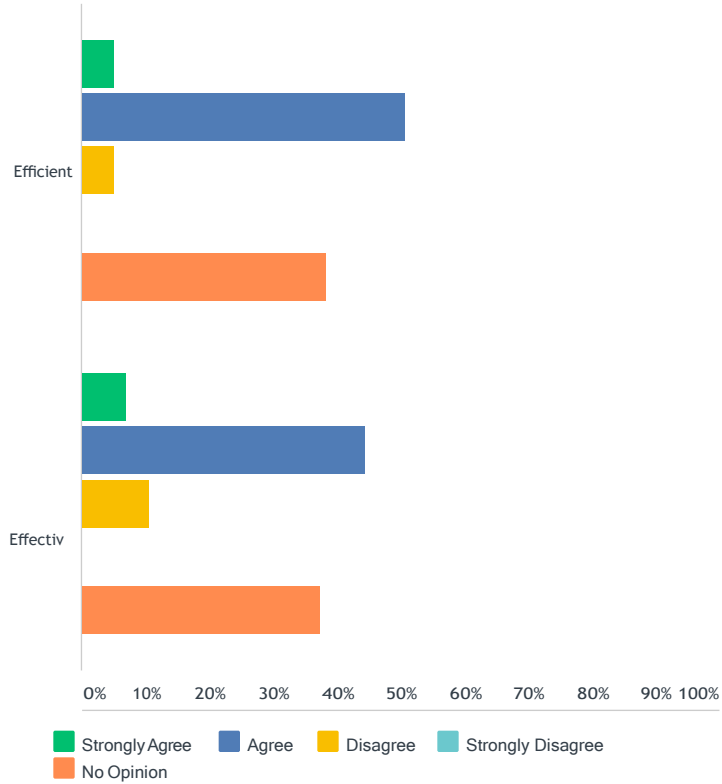


	STRONGLY AGREE	AGREE	DISAGREE	STRONGLY DISAGREE	NO OPINION	TOTAL	WEIGHTED AVERAGE
(no label)	3.45% 2	58.62% 34	3.45% 2	0.00% 0	34.48% 20	58	3.00

Q4

The process for developing the Strategic Plan 2017-2020 was:

Answered: 58 Skipped: 2

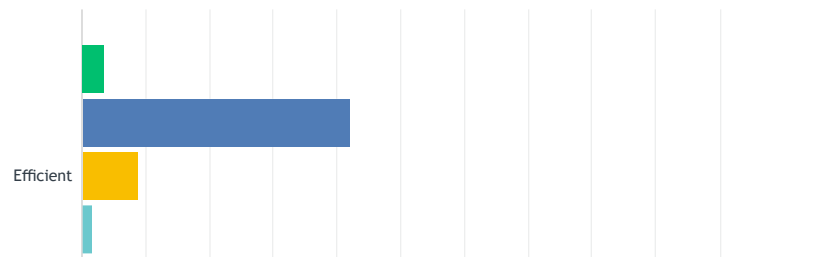


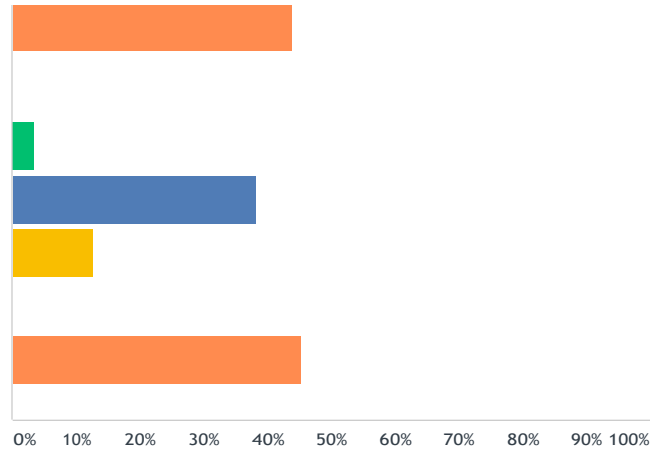
	STRONGLY AGREE	AGREE	DISAGREE	STRONGLY DISAGREE	NO OPINION	TOTAL	WEIGHTED AVERAGE
Efficient	5.26% 3	50.88% 29	5.26% 3	0.00% 0	38.60% 22	57	3.00
Effective	7.14% 4	44.64% 25	10.71% 6	0.00% 0	37.50% 21	56	2.94

Q5

The process for the Strategic Plan 2017-2020 Progress Report development is:

Answered: 58 Skipped: 2



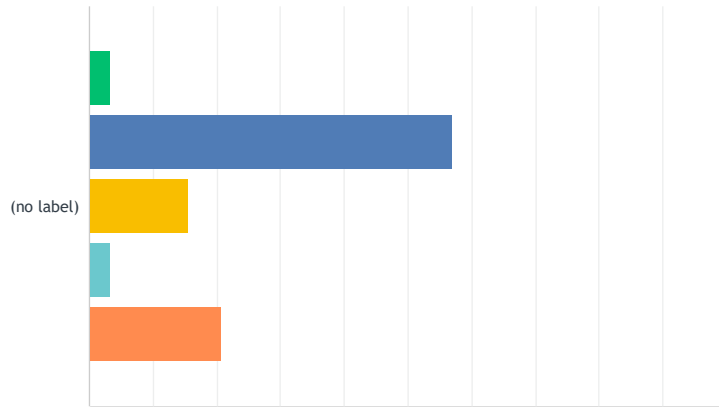


	STRONGLY AGREE	AGREE	DISAGREE	STRONGLY DISAGREE	NO OPINION	TOTAL	WEIGHTED AVERAGE
Efficient	3.51% 2	42.11% 24	8.77% 5	1.75% 1	43.86% 25	57	2.84
Effective	3.64% 2	38.18% 21	12.73% 7	0.00% 0	45.45% 25	55	2.83

Q6

The Strategic Plan 2017-2020 gives guidance to programs regarding the initiatives necessary to achieve the Institutional Goals.

Answered: 58 Skipped: 2

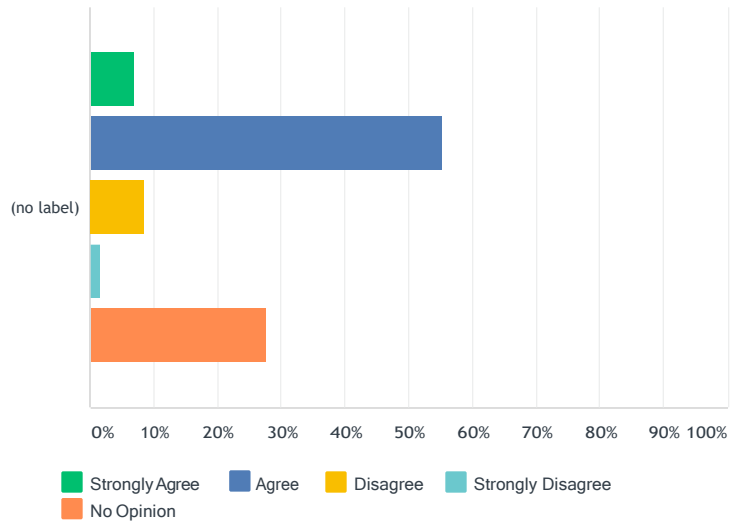


	STRONGLY AGREE	AGREE	DISAGREE	STRONGLY DISAGREE	NO OPINION	TOTAL	WEIGHTED AVERAGE
(no label)	3.45% 2	56.90% 33	15.52% 9	3.45% 2	20.69% 12	58	2.76

Q7

The Strategic Plan 2017-2020 informs the IPPR.

Answered: 58 Skipped: 2

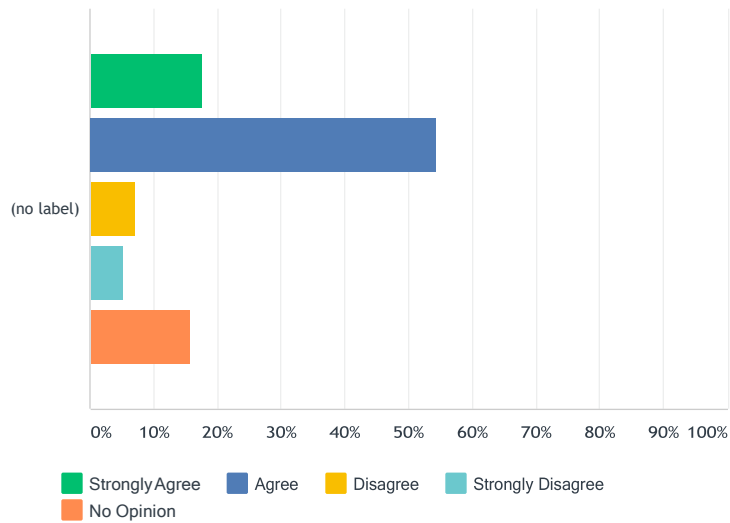


(no label)	STRONGLY AGREE	AGREE	DISAGREE	STRONGLY DISAGREE	NO OPINION	TOTAL	WEIGHTED AVERAGE
(no label)	6.90% 4	55.17% 32	8.62% 5	1.72% 1	27.59% 16	58	2.93

Q8

The District uses data to analyze program effectiveness.

Answered: 57 Skipped: 3

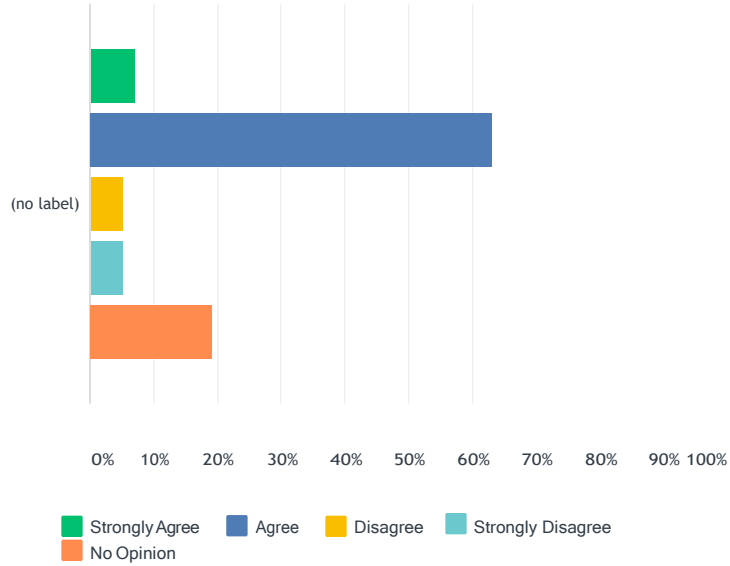


(no label)	STRONGLY AGREE	AGREE	DISAGREE	STRONGLY DISAGREE	NO OPINION	TOTAL	WEIGHTED AVERAGE
(no label)	17.54% 10	54.39% 31	7.02% 4	5.26% 3	15.79% 9	57	3.00

Q9

Institutional Goals focus the District in advancing the mission and meeting current and anticipated challenges.

Answered: 57 Skipped: 3

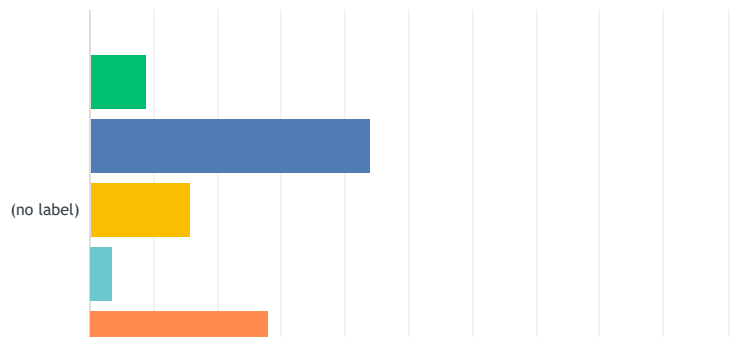


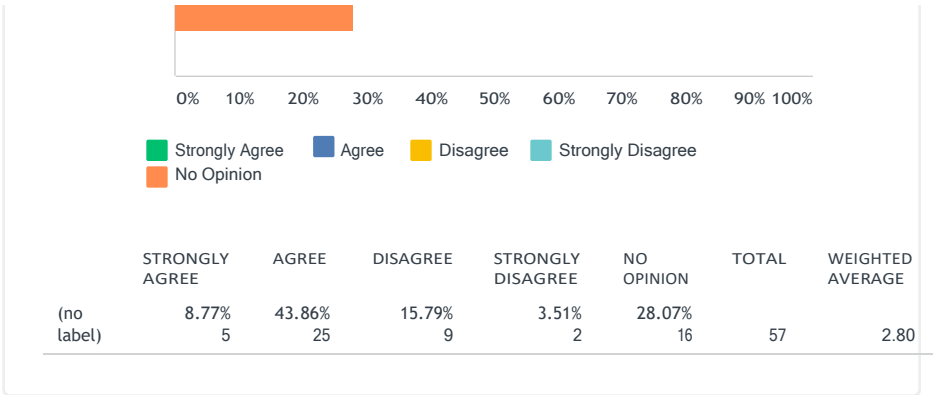
	STRONGLY AGREE	AGREE	DISAGREE	STRONGLY DISAGREE	NO OPINION	TOTAL	WEIGHTED AVERAGE
(no label)	7.02%	63.16%	5.26%	5.26%	19.30%	57	2.89
	4	36	3	3	11		

Q10

Institutional Resource allocations are aligned with the Integrated Planning Manual Resource Allocation Rubric: RUBRIC:1. Contribution proposal will make toward achievement of Institutional Goals and/or Institutional Objectives2. An outcome based on the measurement of SLOs (Student Learning Outcomes) or AUOs (Administrative Unit Outcomes)3. Data in the IPPR4. List of recommended priorities from each Cluster5. Health or safety concerns

Answered: 57 Skipped: 3

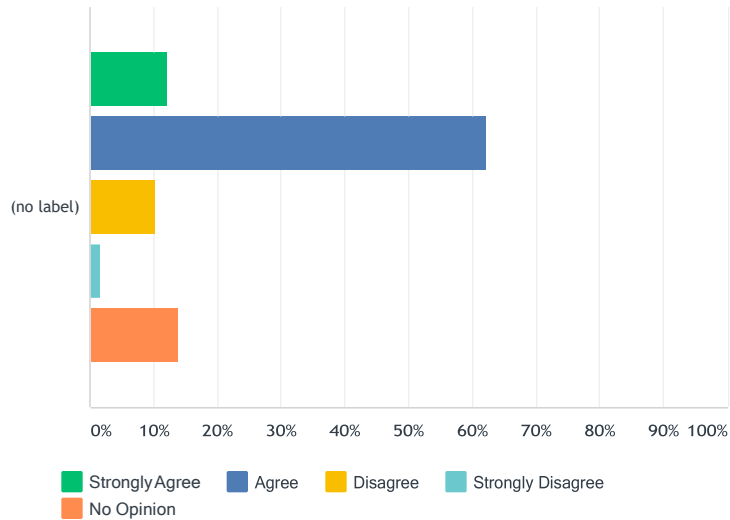




Q11

The institution uses human, physical, technology, and financial resources to achieve its mission and to improve academic quality.

Answered: 58 Skipped: 2

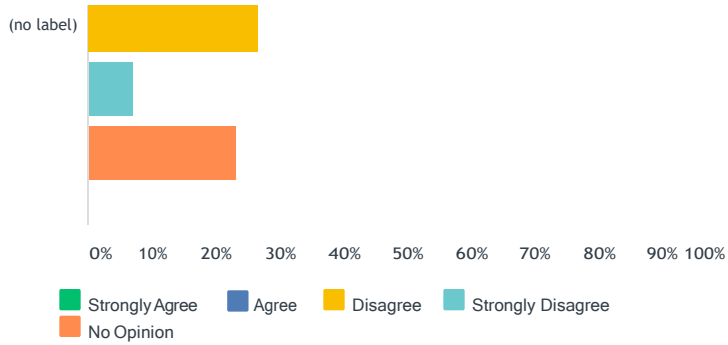


	STRONGLY AGREE	AGREE	DISAGREE	STRONGLY DISAGREE	NO OPINION	TOTAL	WEIGHTED AVERAGE
(no label)	12.07% 7	62.07% 36	10.34% 6	1.72% 1	13.79% 8	58	2.98

Q12

The institution effectively communicates the results of assessment of student learning and achievement.

Answered: 56 Skipped: 4

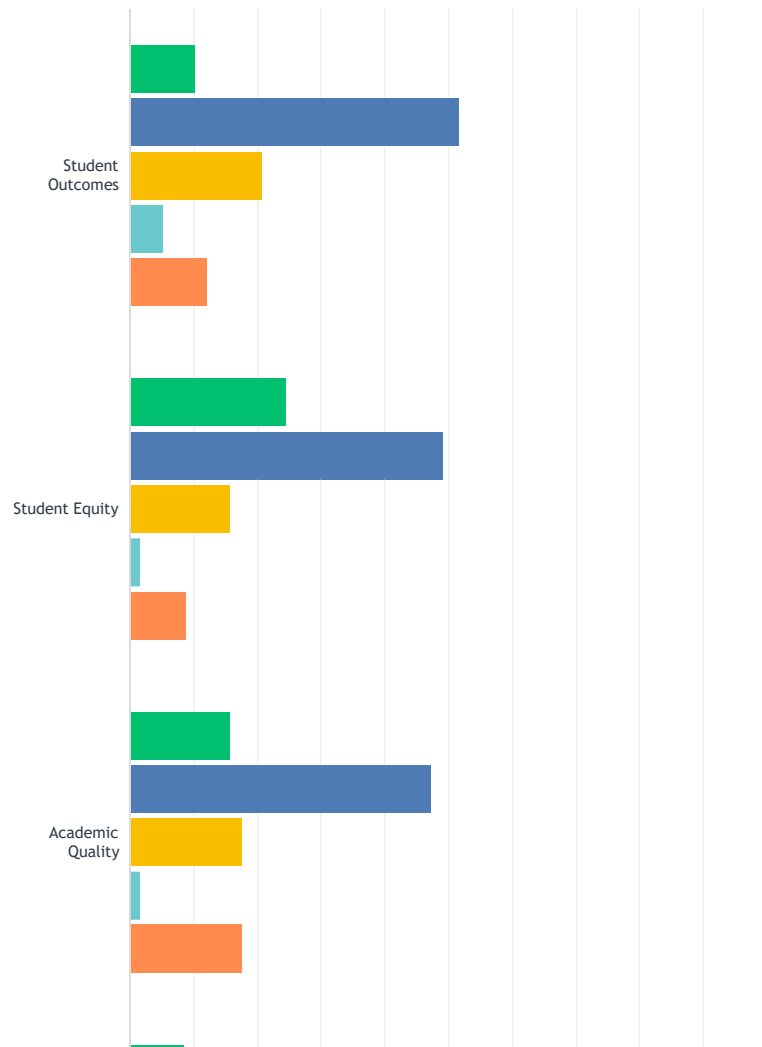


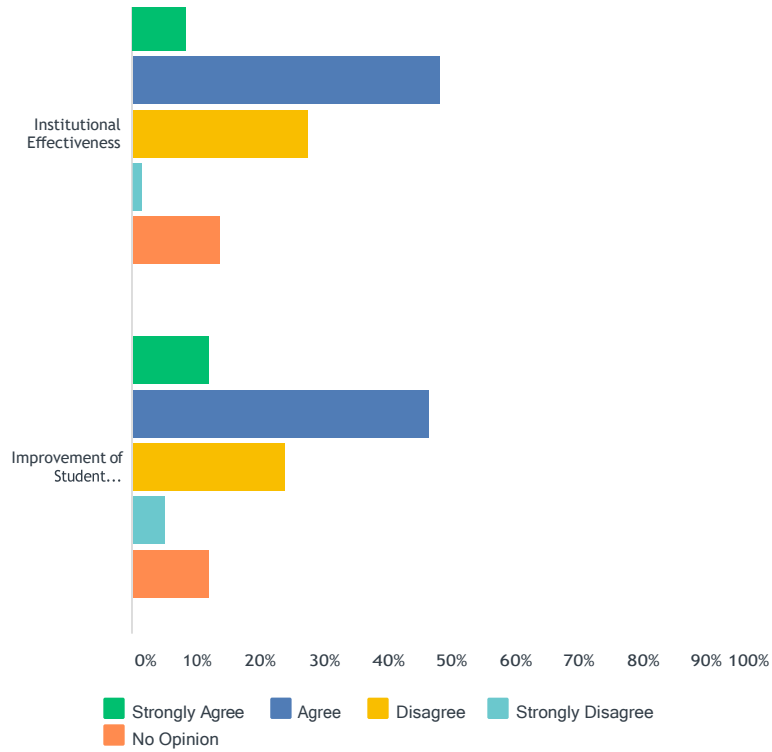
	STRONGLY AGREE	AGREE	DISAGREE	STRONGLY DISAGREE	NO OPINION	TOTAL	WEIGHTED AVERAGE
(no label)	5.36%	37.50%	26.79%	7.14%	23.21%	56	2.53

Q13

The institution demonstrates a sustained, substantive and collegial dialog about:

Answered: 58 Skipped: 2



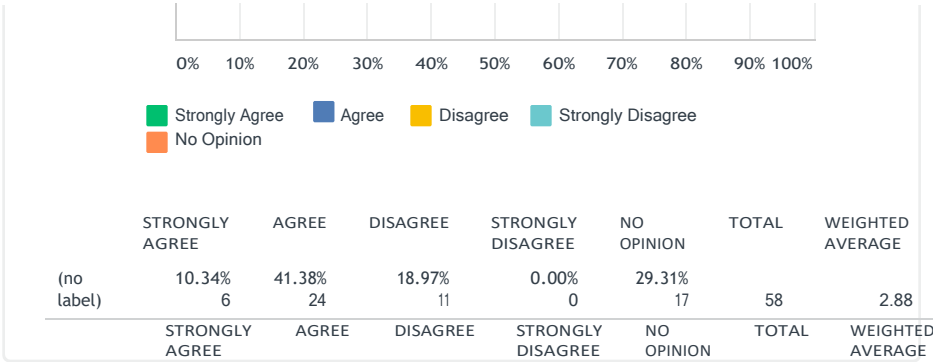


	STRONGLY AGREE	AGREE	DISAGREE	STRONGLY DISAGREE	NO OPINION	TOTAL	WEIGHTED AVERAGE
Student Outcomes	10.34% 6	51.72% 30	20.69% 12	5.17% 3	12.07% 7	58	2.76
Student Equity	24.56% 14	49.12% 28	15.79% 9	1.75% 1	8.77% 5	57	3.06
Academic Quality	15.79% 9	47.37% 27	17.54% 10	1.75% 1	17.54% 10	57	2.94
Institutional Effectiveness	8.62% 5	48.28% 28	27.59% 16	1.72% 1	13.79% 8	58	2.74
Improvement of Student Learning and Achievement	12.07% 7	46.55% 27	24.14% 14	5.17% 3	12.07% 7	58	2.75

Q14

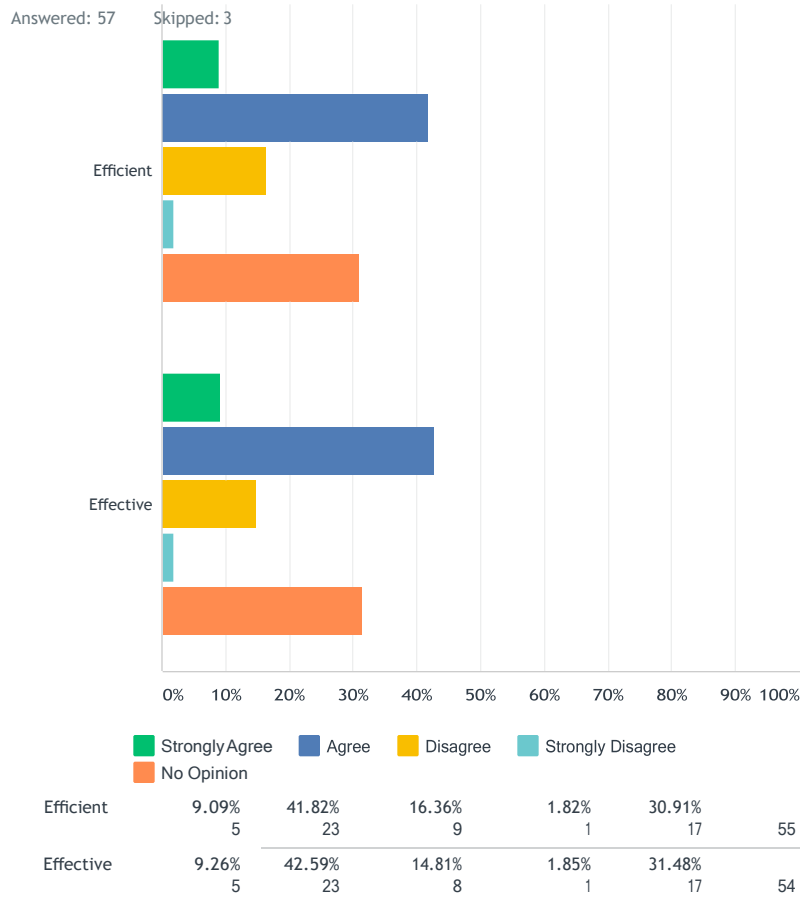
The timeline for completing Institutional Program Planning and Review is adequate.

Answered: 58 Skipped: 2



Q15

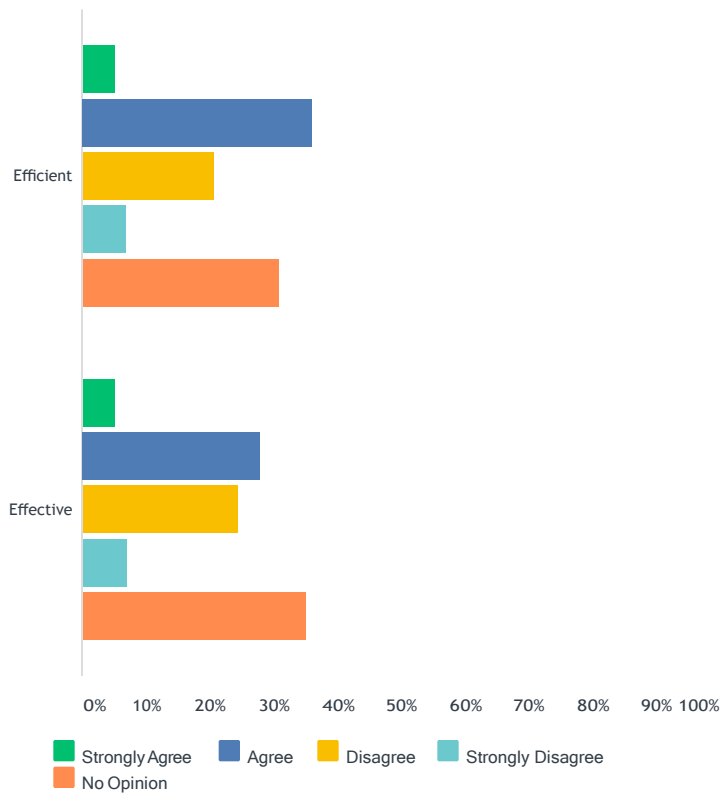
The process for completing Institutional Program Planning and Review is:



Q16

The process for resource allocations is:

Answered: 58 Skipped: 2

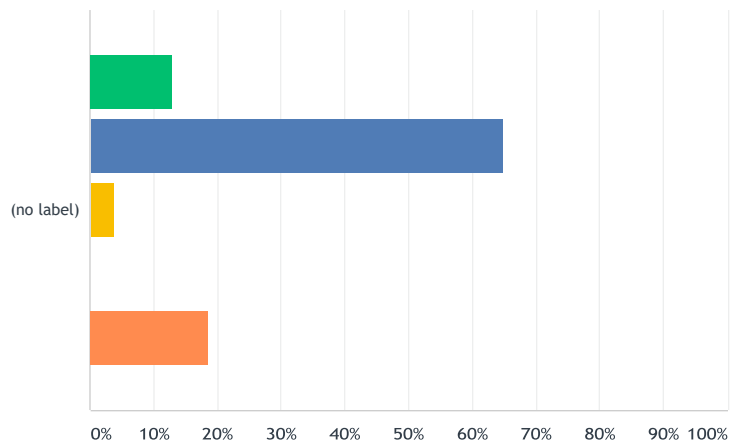


	STRONGLY AGREE	AGREE	DISAGREE	STRONGLY DISAGREE	NO OPINION	TOTAL	WEIGHTED AVERAGE
Efficient	5.17% 3	36.21% 21	20.69% 12	6.90% 4	31.03% 18	58	2.58
Effective	5.26% 3	28.07% 16	24.56% 14	7.02% 4	35.09% 20	57	2.49

Q17

The Integrated Planning Manual 2017 defines timelines and accountability and effectively describes how the components in district-planning processes link to one another in a cycle of evaluation.

Answered: 54 Skipped: 6



Strongly Agree Agree Disagree Strongly Disagree
No Opinion


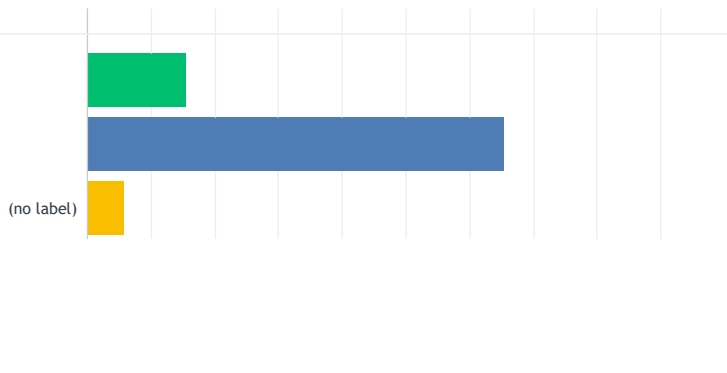
Q18

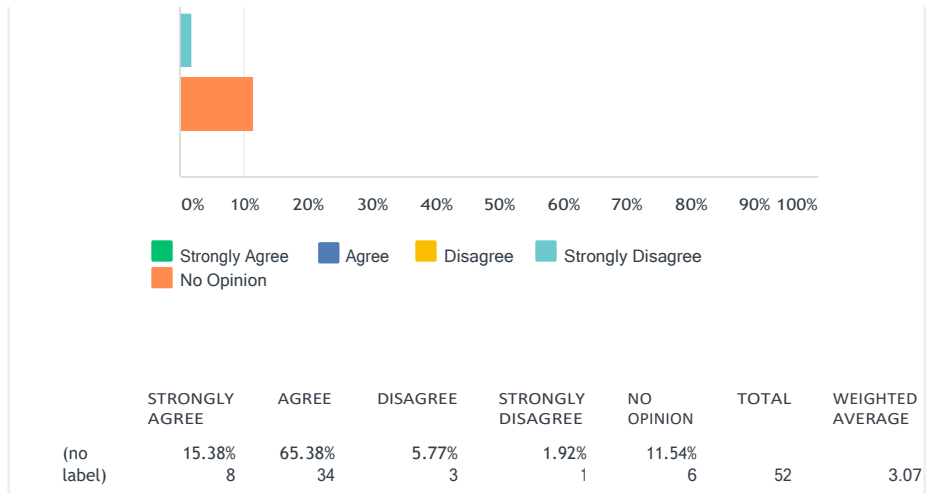
Planning Manual 2017's timelines, accountability, and defined

Q19

The 2017 SLOCCCD Participatory Governance: Decision-Making and Committee Handbook describes the relationships, role and responsibilities, and authority of committees and stakeholder groups:

Answered: 52 Skipped: 8

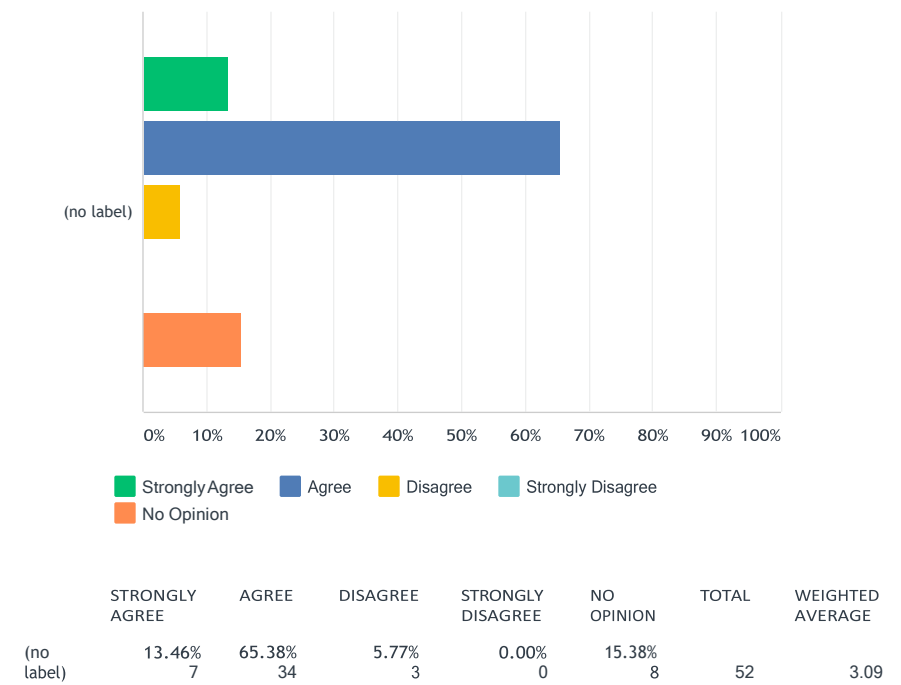




Q20

The 2017 SLOCCCD Participatory Governance: Decision Making and Committee Handbook describes how decisions are made.

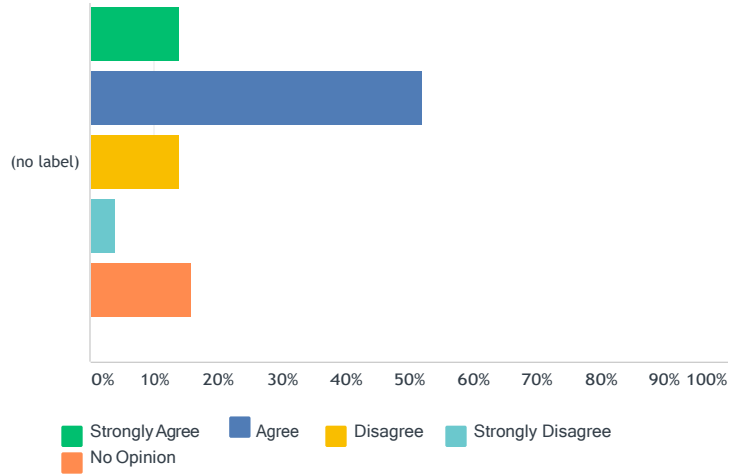
Answered: 52 Skipped: 8



Q21

The 2017 SLOCCCD Participatory Governance: Decision Making processes ensure that there are opportunities for meaningful collaboration.

Answered: 50 Skipped: 10

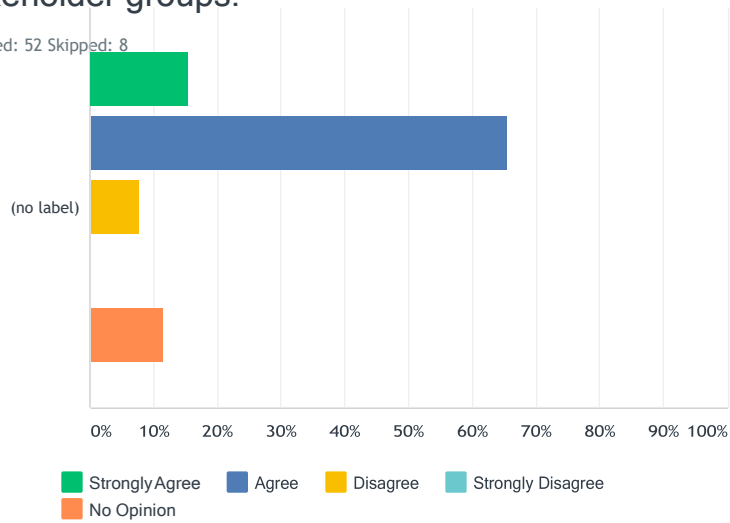


(no label)	STRONGLY AGREE	AGREE	DISAGREE	STRONGLY DISAGREE	NO OPINION	TOTAL	WEIGHTED AVERAGE
	14.00%	52.00%	14.00%	4.00%	16.00%	50	2.90
	7	26	7	2	8		

Q22

The 2017 SLOCCCD Participatory Governance: Decision Making and Committee Handbook effectively describes the categories of committees and stakeholder groups.

Answered: 52 Skipped: 8

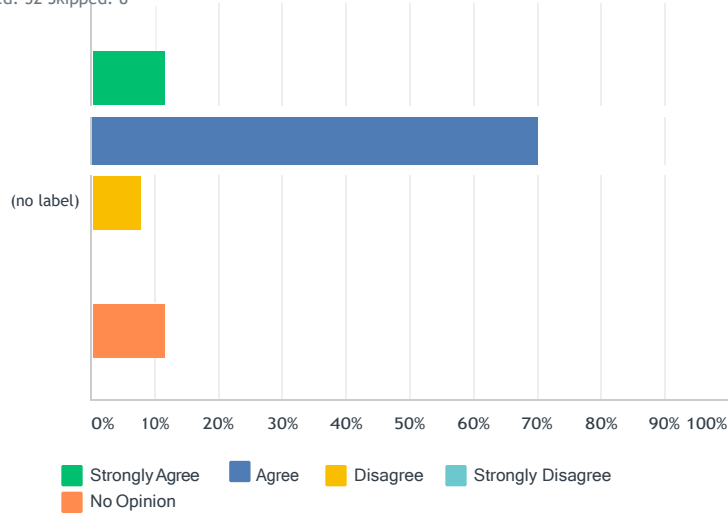


(no label)	STRONGLY AGREE	AGREE	DISAGREE	STRONGLY DISAGREE	NO OPINION	TOTAL	WEIGHTED AVERAGE
	15.38%	65.38%	7.69%	0.00%	11.54%	52	3.09
	8	34	4	0	6		

Q23

The 2017 SLOCCCD Participatory Governance: Decision Making and Committee Handbook effectively describes the relationships and workflow between committees and stakeholder groups.

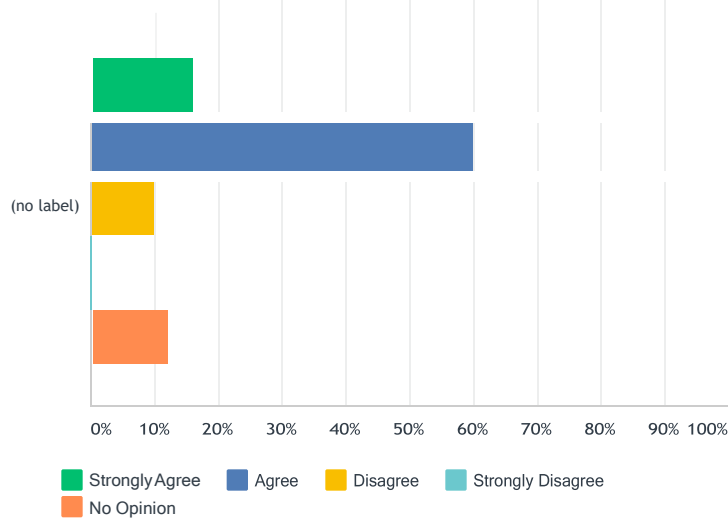
Answered: 52 Skipped: 8



	STRONGLY AGREE	AGREE	DISAGREE	STRONGLY DISAGREE	NO OPINION	TOTAL	WEIGHTED AVERAGE
(no label)	11.54% 6	69.23% 36	7.69% 4	0.00% 0	11.54% 6	52	3.04

Q24

The 2017 SLOCCCD Participatory Governance: Decision Making and Committee Handbook effectively describes the relationships and workflow between committees and stakeholder groups.



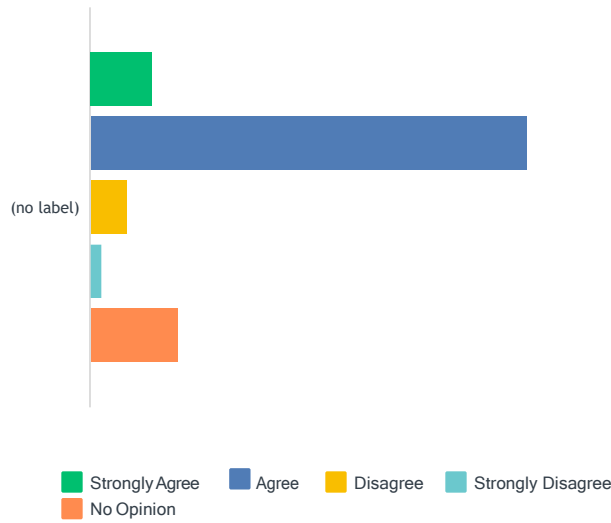
STRONGLY AGREE	AGREE	DISAGREE	STRONGLY DISAGREE	NO OPINION	TOTAL	WEIGHTED AVERAGE
----------------	-------	----------	-------------------	------------	-------	------------------

(no label)	16.00%	60.00%	10.00%	2.00%	12.00%	50	3.02
	8	30	5	1	6		
	0%	10%	20%	30%	40%	50%	60%
						70%	80%
							90%
							100%

Q25

The 2017 SLOCCCD Participatory Governance: Decision-Making and Committee Handbook effectively describes individuals or groups responsible for completing the tasks.

Answered: 51 Skipped: 9

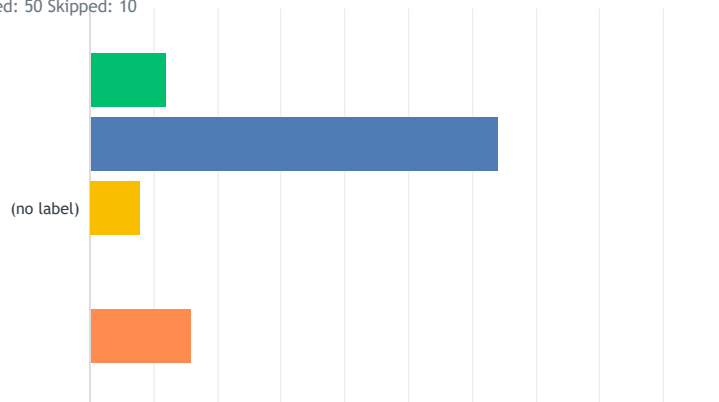


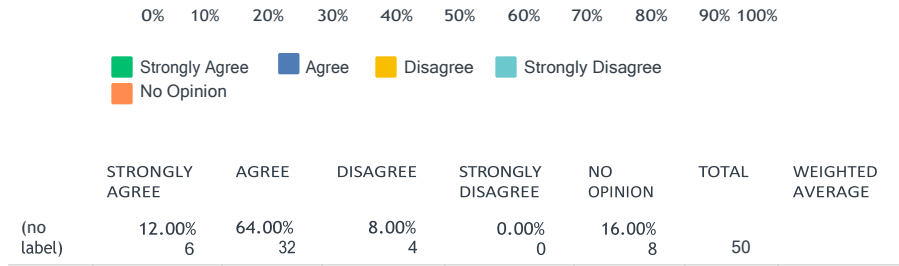
	STRONGLY AGREE	AGREE	DISAGREE	STRONGLY DISAGREE	NO OPINION	TOTAL	WEIGHTED AVERAGE
(no label)	9.80%	68.63%	5.88%	1.96%	13.73%	51	3.00
	5	35	3	1	7		

Q26

The 2017 SLOCCCD Participatory Governance: Decision Making and Committee Handbook effectively describes individuals or groups that will receive the recommendations and render final decisions.

Answered: 50 Skipped: 10

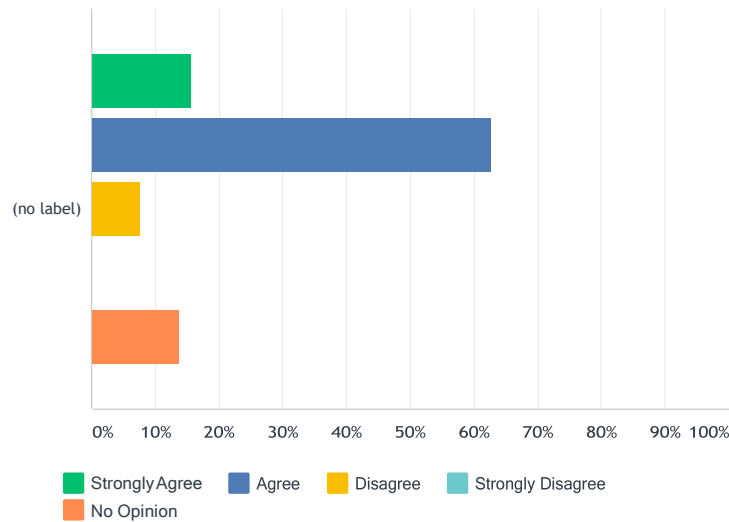




Q27

The 2017 SLOCCCD Participatory Governance: Decision-Making and Committee Handbook effectively outlines the process SLOCCCD uses for making district-wide decisions.

Answered: 51 Skipped: 9



	STRONGLY AGREE	AGREE	DISAGREE	STRONGLY DISAGREE	NO OPINION	TOTAL	WEIGHTED AVERAGE
(no label)	15.69% 8	62.75% 32	7.84% 4	0.00% 0	13.73% 7	51	3.09

Q28

Overall comments on the Participatory Governance decision-making processes:

Answered: 7 Skipped: 53